

**Specifications:**

**Material And Finish:**

Insulator:LCP UL94V-0 Color:Nature  
 Slider:Nylon6T+30%GF. UL94V-0 Color:Black  
 Terminal:Phosphor Bronze  
 Fitting Nail:Phosphor Bronze(Tin plated 1.0μm MIN)  
 Plated:See Ordering Information

**Rating:**

Current Rating:1.0 Amp  
 Voltage Rating:100V AC/DC  
 Operating Temperature Range:-40~+105°C

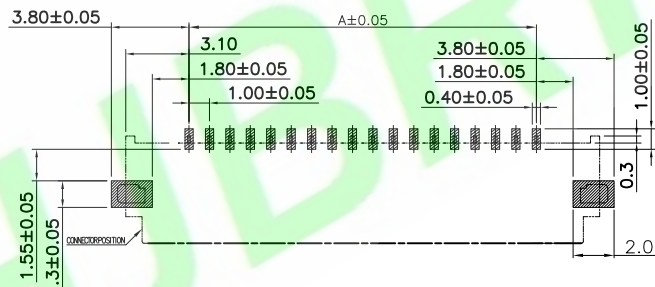
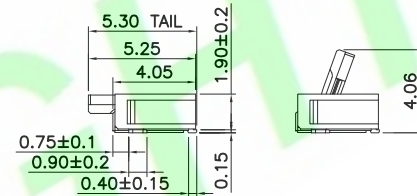
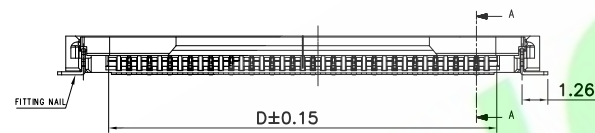
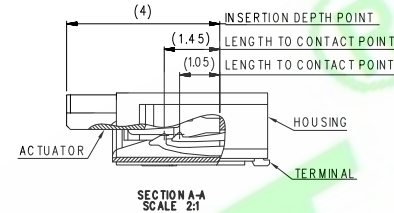
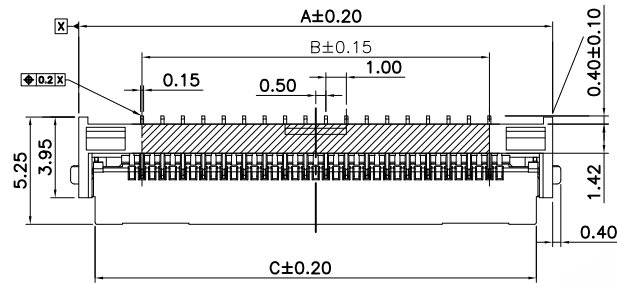
**Electrical:**

Contact resistance:20m Ohm Max  
 Insulator resistance:1000M ohm min.  
 Withstanding Voltage:500V AC/Minute

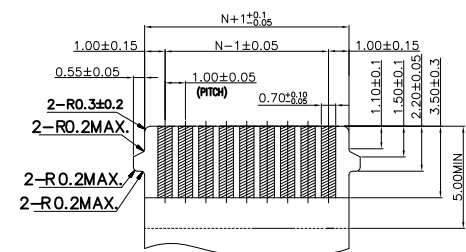
**Ordering Information**

F1015H-XXH-01-F-NH  
 1 2 3 4 5

- 1:— Series No.
- 2:— H:Horizontal SMT Type
- 3:— No. of Positions
- 4:— H:Contace Area:Gold Plating(0.05μm MIN)  
 Solder Tail Area:Separated Gold Plating  
 Underplate:Nickel Overall(1.0μm MIN)
- 5:— F:Tape&Reel



Recommended P.C. Board Layout



Accommodated FFC/FPC

31.00	33.6	29.0	35.2	F1015H-30H-01-F-NH	30
30.00	32.6	28.0	34.2	F1015H-29H-01-F-NH	29
29.00	31.6	27.0	33.2	F1015H-28H-01-F-NH	28
28.00	30.6	26.0	32.2	F1015H-27H-01-F-NH	27
27.00	29.6	25.0	31.2	F1015H-26H-01-F-NH	26
26.00	28.6	24.0	30.2	F1015H-25H-01-F-NH	25
25.00	27.6	23.0	29.2	F1015H-24H-01-F-NH	24
24.00	26.6	22.0	28.2	F1015H-23H-01-F-NH	23
23.00	25.6	21.0	27.2	F1015H-22H-01-F-NH	22
22.00	24.6	20.0	26.2	F1015H-21H-01-F-NH	21
21.00	23.6	19.0	25.2	F1015H-20H-01-F-NH	20
20.00	22.6	18.0	24.2	F1015H-19H-01-F-NH	19
19.00	21.6	17.0	23.2	F1015H-18H-01-F-NH	18
18.00	20.6	16.0	22.2	F1015H-17H-01-F-NH	17
17.00	19.6	15.0	21.2	F1015H-16H-01-F-NH	16
16.00	18.6	14.0	20.2	F1015H-15H-01-F-NH	15
15.00	17.6	13.0	19.2	F1015H-14H-01-F-NH	14
14.00	16.6	12.0	18.2	F1015H-13H-01-F-NH	13
13.00	15.6	11.0	17.2	F1015H-12H-01-F-NH	12
12.00	14.6	10.0	16.2	F1015H-11H-01-F-NH	11
11.00	13.6	9.0	15.2	F1015H-10H-01-F-NH	10
10.07	12.6	8.0	14.2	F1015H-09H-01-F-NH	9
9.07	11.6	7.0	13.2	F1015H-08H-01-F-NH	8
8.07	10.6	6.0	12.2	F1015H-07H-01-F-NH	7
7.07	9.6	5.0	11.2	F1015H-06H-01-F-NH	6
6.07	8.6	4.0	10.2	F1015H-05H-01-F-NH	5
5.07	7.6	3.0	9.2	F1015H-04H-01-F-NH	4

D	C	B	A	ORDER No.	Ckt
---	---	---	---	-----------	-----

5X				DR.BY.:	
4X				Mark	
3X				CHKD.:	Ren
2X	ORIGINAL	Mark		APPD.:	Billy
1X					
REV.	DESCRIPTION	DR.BY	ECN. NO.		

GENERAL TOLERANCE:	
LINEAR	ANGLES
X.: ±	X':
X.X: ±0.15	X.X': ±1°
X.XX: ±0.10	X.XX':
X.XXX: ±0.05	X.XXX':

PART NO : F1015H-XXX-01-F-NH
DWG. NO.:
TITLE : 1.0mm ZIF FFC/FPC
DATE: 01-Nve-2021

**HJBRIGHT** 東莞市華晶電子有限公司  
 BRIGHT-E ELECTRONIC TECHNOLOGY LIMITED

SHEET: 1/1  
 SCALE: 1:1  
 UNIT: mm

THIRD ANGLE PROJECTION

**A4**