

Note: * Dimension to be used for alignment of CKT. #1 of mating connector.

* Phantom lines indicate areas where terminal standoffs contact P.C.Board.

* Contact : Phosphor Bronze

Ordering Code:

CP-011 ** 1 * 0
 ① ② ③ ④ ⑤

① Series No.

② No of Circuits:

③ Plating Code:

1 = 30μ" Tin Plated (Reflow Plated)

④ Variation:

0 = Nylon 46 UL 94V-0 Color Nature (DIM.D=3.2mm)

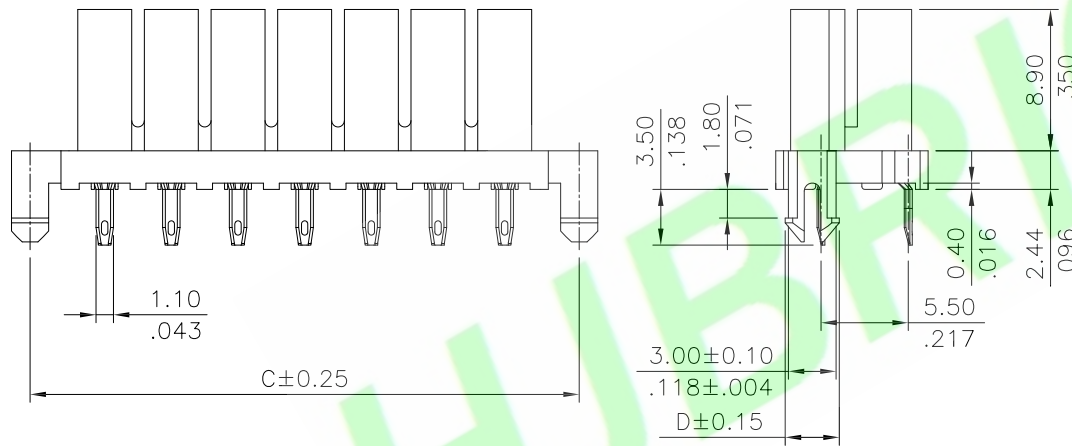
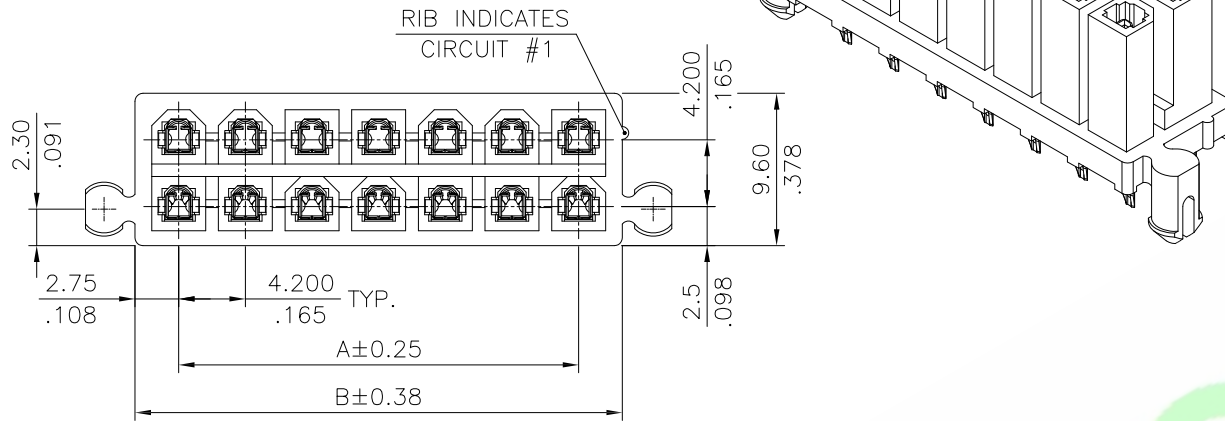
1 = Nylon 66 UL 94V-0 Color Nature (DIM.D=3.4mm)

2 = Nylon 66 UL 94V-2 Color Nature (DIM.D=3.4mm)

3 = Nylon 66 UL 94V-2 Color Nature (DIM.D=3.4mm)

(Glow wire test available)

⑤ Other options: 0 = Standard

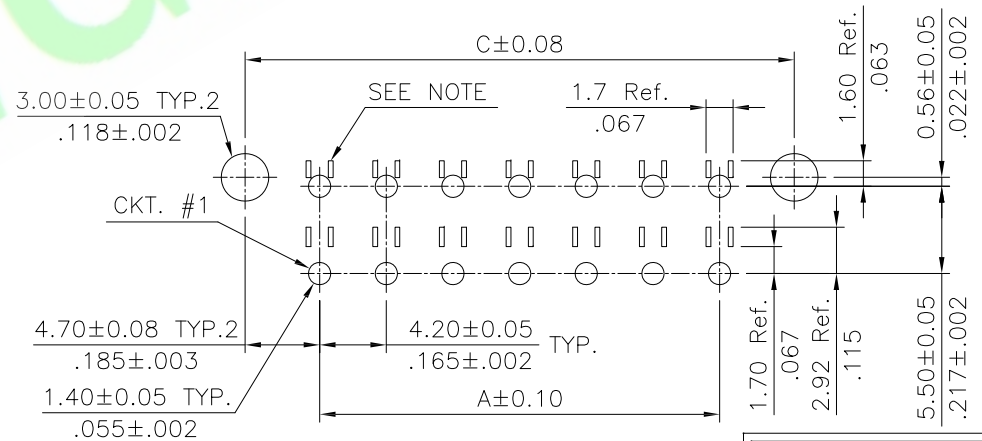


A = 4.20*(No. of Positions/2-1)

B = A + 5.5

C = A + 9.4

* Available in 2 through 24 circuits



Recommended P.C. Board Layout

RoHS Compliant

4					DATE	UNIT: mm / inch	TITLE: CP-01 POWER CONNECTOR (BOARD MOUNT TYPE)	HJBRIGHT® 华洧电子科技有限公司 BRIGHT-E ELECTRONIC TECHNOLOGY LIMITED		
3				DRAWN BY: Enya	11/20-12'	TOLERANCE UNLESS OTHERWISE SPECIFIED	MATERIAL:			
2				ENGINEER: Eisley	11/20-12'	.X ± 0.38/.015 X.* ± r'	CUSTOMER:	SCALE 2 / 1	SHEET 1 OF 1	
1	Enya	11/20-12'	ECN12291-0	CHECKED BY: Eisley	11/20-12'	.XX ± 0.25/.010 .X.* ±				
SYM	NAME	DATE	REVISIONS	APPROVED BY: David	11/20-12'	.XXX ± 0.10/.004 .XX.* ±				