RoHS Compliant

NOTE:
1.Material:
Body(Housing): Thermoplastics,LCP,UL94V-0(Color: Black,Halogen Free).
Upper or Lower Molding Housing: Thermoplastics,LCP,UL94V-0 (Color: Black,Halogen Free).
Back cover: Thermoplastics,LCP,UL94V-0(LCP,Color: Black,Halogen Free).
Contact: Copper Alloy.
Outer Shell: Copper Alloy.
Inner Shell: Stainless Stell.
Mid Shell Plated: Stainless Stell.
EMC PAD: Stainless Stell.

2.FINISH
Contact: Au 30u" plated on contact Area
80u" Min.Bright Tin plated on Solder Area
30u" Min.Nickel underplating Over ALL.
Outer Shell: 50u Min. Solderability Nickel plated over ALL.
Mid Shell Plated: 50u Min. Solderability Nickel plated over ALL

3.Specification
3.1: ELectrical:
Current Rating: 5A For Pin(A4,A9,B4,B9),1.25A For Others PIN
Insulation Resistance(EIA-364-21):
100MΩ Min.at 100V/DC
Contact Resistance(EIA-364-06) 50MΩ Max
Dielectric Withstanding Voltage(EIA-364-20)
No discharge,flashover or breakdown at 100V/AC
1Minute
3.2: Mechanical characteristic:
Insertion Force: 5~20N
Extraction Force: 0~1000 cycles 8~20N.1000~10000 cycles 5~20N
Durability: 10000 cycles
4.Recommended process IR REFLOW: 260°C,3-5 Seconds

Ordering Information
USB31-CFA2-SMD-G
1 2 3 4 5

1: —— Series No.
2: —— CF: C Type Female Plug
3: —— A2: Gold 30u" plated on contact Area, Bright Tin plated on Solder Area
4: —— Connector SMT+DIP Type
5: —— G: W/O Cap In Tape&Reel

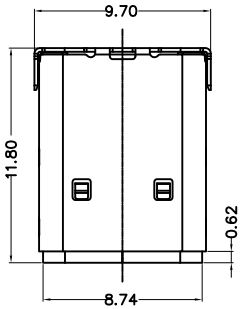

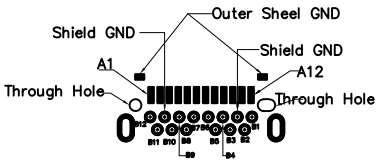

RECOMMENDED PCB LAYOUT(TOP VIEW)
PIN ASSIGNMENT

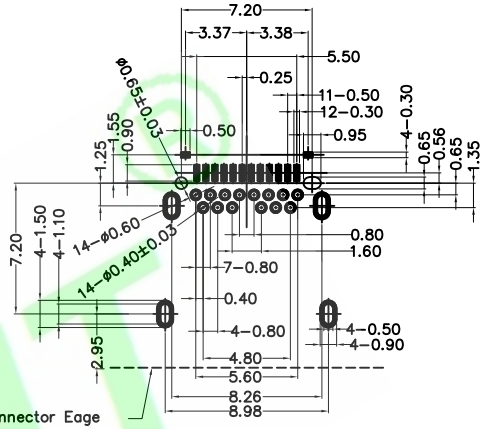

RECOMMENDED PCB LAYOUT(TOP VIEW)
GENERAL TOLERANCES: ±0.05

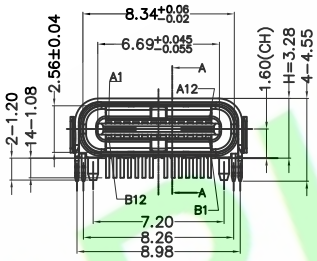

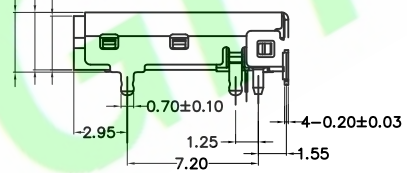

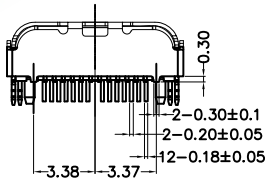

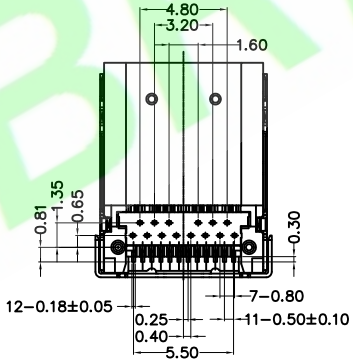

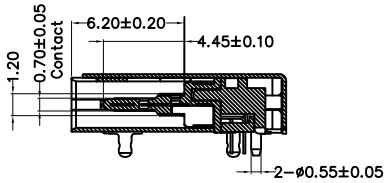

SECTION A-A

PIN NUMBER	SIGNAL NAME	PIN NUMBER	SIGNAL NAME
A1	GND	B12	GND
A2	SSTXp1	B11	SSRXp1
A3	SSTXn1	B10	SSRXn1
A4	VBUS	B9	VBUS
A5	CC1	B8	SBU2
A6	D+	B7	D-
A7	D-	B6	D+
A8	SBU1	B5	CC2
A9	VBUS	B4	VBUS
A10	SSRXn2	B3	SSTXn2
A11	SSRXp2	B2	SSTXp2
A12	GND	B1	GND

REV.	DESCRIPTION	DR.BY	ECN. NO.
5X			
4X			
3X			
2X			
1X	ORIGINAL	Bruce	

DR.BY.: Bruce
CHKD.: Kenry
APPD.: Billy

GENERAL TOLERANCE:

LINEAR		ANGLES	
X.:	±	X°:	±3.0°
X.X:	±0.25	X.X°:	±1.0°
X.XX:	±0.20	X.XX°:	±
X.XXX:	±0.10	X.XXX°:	±

PART NO : USB31-CFA2-SMD-G
DWG. NO.:
TITLE : USB3.1 C TYPE Receptacle ,Top Mount(H=3.28)
DATE: 11-Apr-2018

HJBRIGHT® 東莞市華晶電子有限公司
BRIGHT-E ELECTRONIC TECHNOLOGY LIMITED

SHEET: 1/1
SCALE: 1:1
UNIT: mm
THIRD ANGLE PROJECTION
A4

HJBRIGHT