

Specifications:

Material And Finish:

Insulator:Nylon 66 UL94V-0
 Contact:Brass
 Plated:See Ordering Information

Rating:

Current Rating:3.0 Amp
 Voltage Rating:250V AC/DC
 Operating Temperature Range:-25°~+85°C

Electrical:

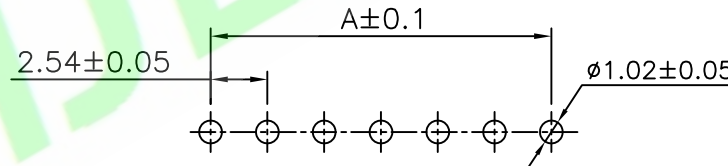
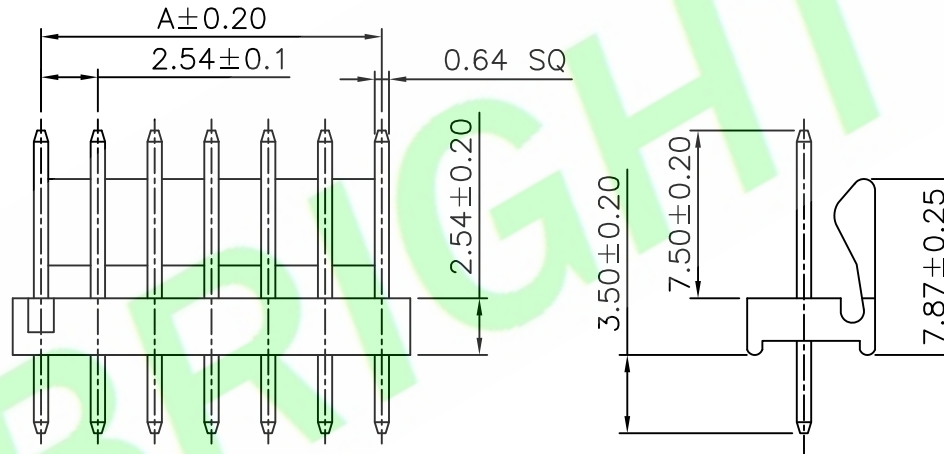
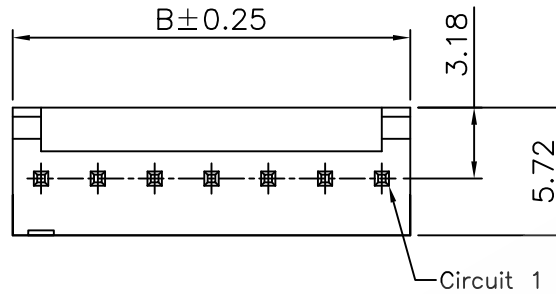
Contact resistance:20m Ohm Max
 Insulator resistance:1000M ohm min.
 Withstanding Voltage:500V AC/Minute

Ordering Information

A2542AS-XXX-01-X

1 2 3 4 5

- 1: — Series No.
- 2: — S: Straight Type
- 3: — No. of Positions
- 4: — A: Gold Flash
Q: Tin Plated
- 5: — A: In bag
B: In Tube
C: In Tray



Recommended PCB Layout

Circuits	Dimension	
	A	B
02	2.54	5.08
03	5.08	7.62
04	7.62	10.16
05	10.16	12.70
06	12.70	15.24
07	15.24	17.78
08	17.78	20.32
09	20.32	22.86
10	22.86	25.40
11	25.40	27.94
12	27.94	30.48
13	30.48	33.02
14	33.02	35.56
15	35.56	38.10
16	38.10	40.64
17	40.64	43.18
18	43.18	45.72
19	45.72	48.26
20	48.26	50.80
21	50.80	53.34
22	53.34	55.88
23	55.88	58.42
24	58.42	60.96
25	60.96	63.50
26	63.50	66.04
27	66.04	68.58
28	68.58	71.12

5X				DR.BY.: Samson	GENERAL TOLERANCE:		PART NO : A2542AS-XXX-01-X
4X				CHKD.: Tony	LINEAR	ANGLES	DWG. NO.: RD0812-020
3X					x.: ±0.30	x': ±5.0°	TITLE :
2X				APPD.: Billy	x.x: ±0.20	x.x': ±3.0°	2.54mm Pitch Wafer Straight Type
1X	ORIGINAL	Samson	A001		x.xx: ±0.15	x.xx': ±2.0°	DATE: 26-DEC-2008
REV.	DESCRIPTION	DR.BY	ECN. NO.		x.xxx: ±0.10	x.xxx': ±1.0°	

HJBRIGHT® 东莞市華晶電子有限公司
 BRIGHT-E ELECTRONIC TECHNOLOGY LIMITED

SHEET: 1/1
 SCALE: 1:1
 UNIT: mm

THIRD ANGLE PROJECTION

A4