RoHS Compliant

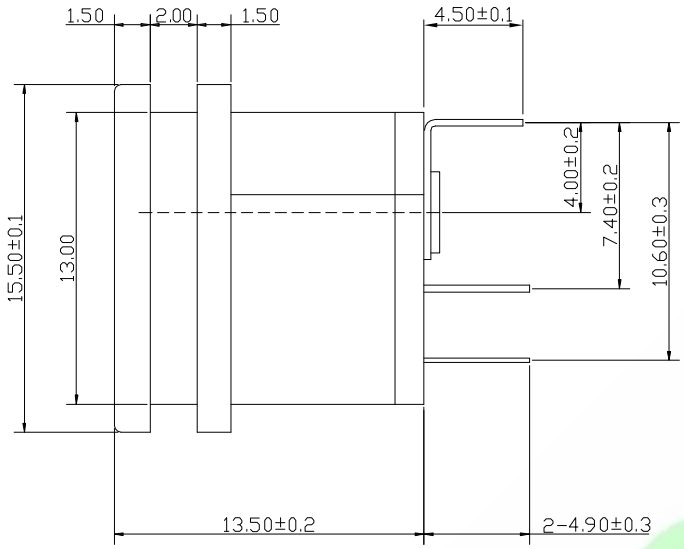

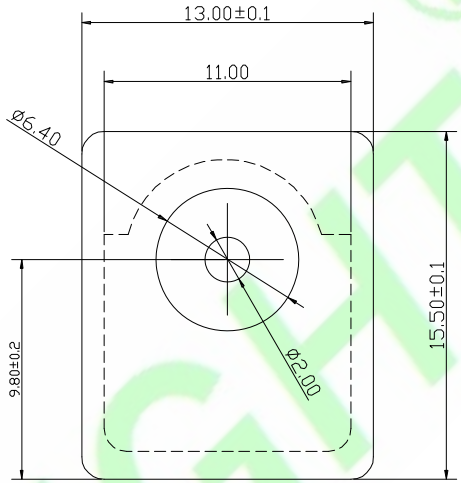

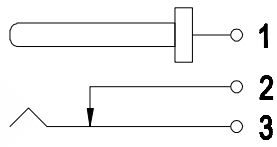

Recommended PCB Layout

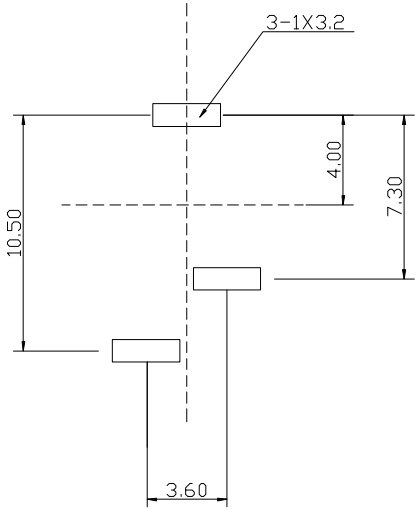

Ordering Information

DJ-015-20-X
1 2 3 4

1: ——DJ: DC Jack
2: ——No. of TYPE
3: ——Centre Pin: Ø2.0
4: ——W: WHITE
B: BLACK

NOTES:

Insulator: Thermoplastic
PIN1 2: Brass
PIN3: Phosphor Bronze

REV.	DESCRIPTION	DR.BY	ECN. NO.
5X			
4X			
3X			
2X			
1X	ORIGINAL	Sophia	

DR.BY.: Sophia
CHKD.: Tony
APPD.: Billy

GENERAL TOLERANCE:			
LINEAR		ANGLES	
X.:	±0.30	X°:	±5.0°
X.X:	±0.20	X.X°:	±3.0°
X.XX:	±0.30	X.XX°:	±2.0°
X.XXX:	±0.10	X.XXX°:	±1.0°

PART NO : DJ-015-20-X
DWG. NO.:
TITLE : DC JACK
DATE: 17-JUN-2020

HJBRIGHT® 東莞市華晶電子有限公司
BRIGHE-E ELECTRONIC TECHNOLOGY LIMITED

SHEET: 1/1
SCALE: 1:1
UNIT: mm
THIRD ANGLE PROJECTION
A4