RoHS Compliant

Specifications:
Material And Finish:
Insulator:High temperature material
Color:Natural
Contact:Coppey Alloy

Rating:
Current Rating:0.5 Amp
Voltage Rating:50V AC
Operating Temperature Range:−40°~+105°C

Electrical:
Contact resistance:50m Ohm Max
Insulator resistance:100M ohm min.
Dielectric Voltage:500V AC/Minute

Ordering Information
BM0801M−XXXF−02−XF
1 2 3 4 5 6 7

1: —— Series No.
2: —— M:SMT Type
3: —— No. of Positions
4: —— A:Gold Flash
Q:Tin Plated
D:10u" Gold on contact;Gold flash on tail
K:15u" Gold on contact;Gold flash on tail
P:30u" Gold on contact;Gold flash on tail
5: —— F:Female
6: —— 0:W/0 Locating Peg
1:With Locating Peg
7: —— F:W/Cap In Tape&ReeL

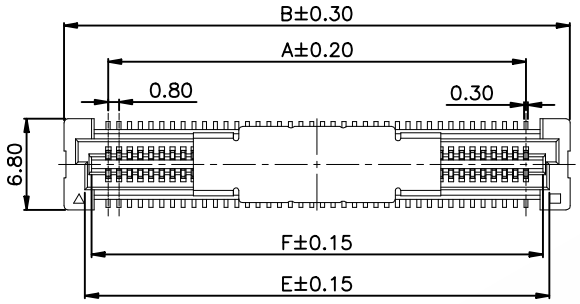

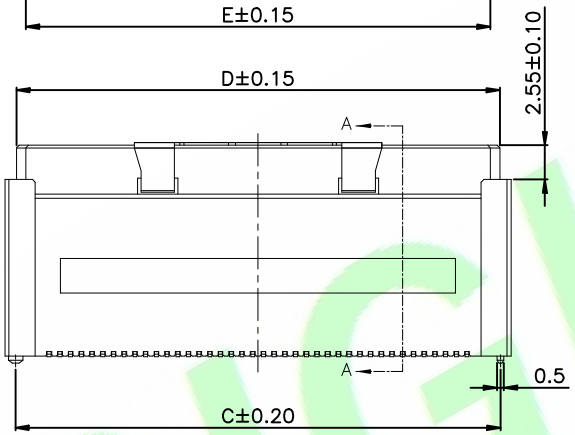

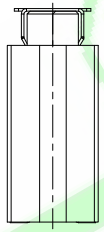

0:W/0 Locating Peg

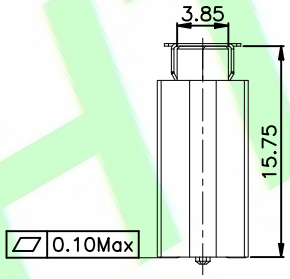

1:With Locating Peg

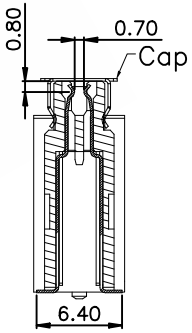

SECTION A−A
SCALE 1:1



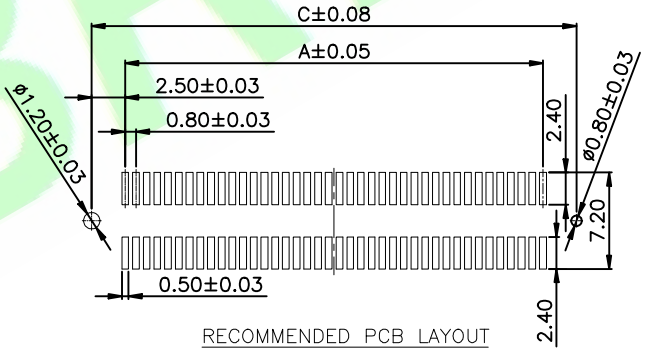

RECOMMENDED PCB LAYOUT

No.	DIM.A	DIM.B	DIM.C	DIM.D	DIM.E	DIM.F
40P	15.20	21.80	20.20	20.10	18.70	17.70
50P	19.20	25.80	24.20	24.10	22.70	21.70
60P	23.20	29.80	28.20	28.10	26.70	25.70
80P	31.20	37.80	36.20	36.10	34.70	33.70
100P	39.20	45.80	44.20	44.10	42.70	41.70
120P	47.20	53.80	52.20	52.10	50.70	49.70
140P	55.20	61.80	60.20	60.10	58.70	57.70
160P	63.20	69.80	68.20	68.10	66.70	65.70
180P	71.20	77.80	76.20	76.10	74.70	73.70
200P	79.20	85.80	84.20	84.10	82.70	81.70

REV.	DESCRIPTION	DR.BY	ECN. NO.
1X	ORIGINAL	Judyyan	

DR.BY.: Judyyan
CHKD.: May
APPD.: Billy

GENERAL TOLERANCE:

LINEAR		ANGLES	
X.:		X°:	±5.0°
X.X:	±0.35	X.X°:	±3.0°
X.XX:	±0.25	X.XX°:	±2.0°
X.XXX:	±0.15	X.XXX°:	±1.0°

PART NO : BM0801M−XXXF−02−XF
DWG. NO.:
TITLE : 0.8mm Pitch BTB Female SMT Type H15.7mm
DATE: 13−Nov−2021

HJBRIGHT® 東莞市華晶電子有限公司
BRIGHT−E ELECTRONIC TECHNOLOGY LIMITED

SHEET: 1/1
SCALE: 1:1
UNIT: mm
THIRD ANGLE PROJECTION
A4