

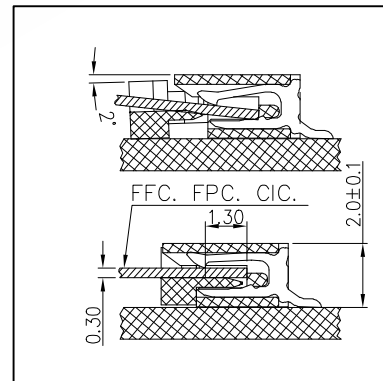
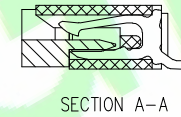
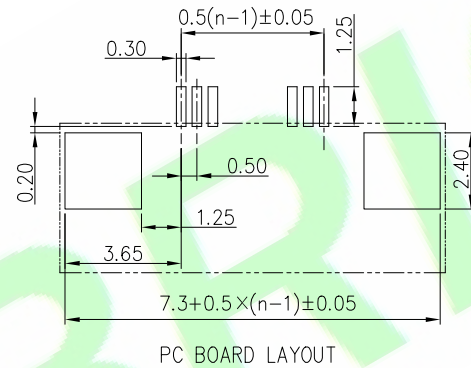
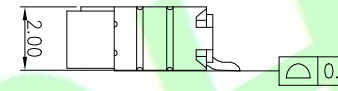
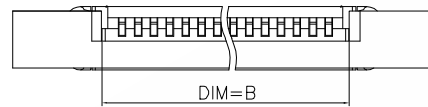
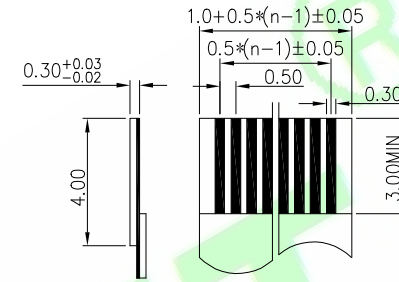
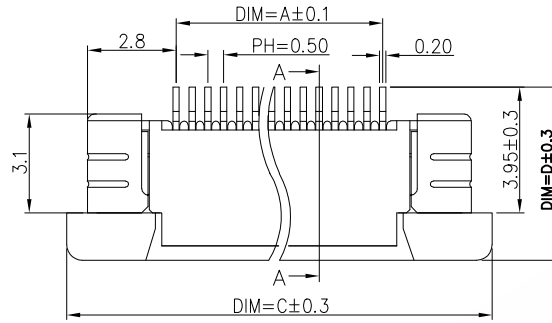
Specifications:  
 Material And Finish:  
 Insulator:LCP UL94V-0  
 Contact:Phosphor Bronze, Matte Tin plated  
 Holddown:Phosphor Bronze.Matte Tin Plated

Rating:  
 Current Rating:0.5 Amp  
 Voltage Rating:50V AC/DC  
 Operating Temperature Range:-40~+105°C

Electrical:  
 Contact resistance:40m Ohm Max  
 Insulator resistance:500M ohm min.  
 Withstanding Voltage:500V AC/Minute

Ordering Information  
**F0501H-XXS-02-TX**  
 1 2 3 4 5 6

- 1: — Series No.
- 2: — H:Horizontal SMT Type
- 3: — No. of Positions
- 4: — S:Matte Tin Plated
- 5: — T:Upper Contact
- 6: — A:In bag  
 B:In Tube  
 C:In Tray  
 D:In Tape&Reel

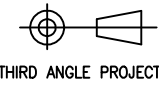


No.	Dimensions(mm)				No.	Dimensions(mm)			
	A	B	C	D		A	B	C	D
04	1.50	2.57	8.40	5.45	35	17.00	18.07	23.90	5.95
05	2.00	3.07	8.90	5.45	36	17.50	18.57	24.40	5.95
06	2.50	3.57	9.40	5.45	37	18.00	19.07	24.90	5.95
07	3.00	4.07	9.90	5.45	38	18.50	19.57	25.40	5.95
08	3.50	4.57	10.40	5.45	39	19.00	20.07	25.90	5.95
09	4.00	5.07	10.90	5.45	40	19.50	20.57	26.40	5.95
10	4.50	5.57	11.40	5.45	41	20.00	21.07	26.90	5.95
11	5.00	6.07	11.90	5.45	42	20.50	21.57	27.40	5.95
12	5.50	6.57	12.40	5.45	43	21.00	22.07	27.90	5.95
13	6.00	7.07	12.90	5.45	44	21.50	22.57	28.40	5.95
14	6.50	7.57	13.40	5.45	45	22.00	23.07	28.90	5.95
15	7.00	8.07	13.90	5.45	46	22.50	23.57	29.40	5.95
16	7.50	8.57	14.40	5.45	47	23.00	24.07	29.90	5.95
17	8.00	9.07	14.90	5.45	48	23.50	24.57	30.40	5.95
18	8.50	9.57	15.40	5.45	49	24.00	25.07	30.90	5.95
19	9.00	10.07	15.90	5.45	50	24.50	25.57	31.40	5.95
20	9.50	10.57	16.40	5.45	51	25.00	26.07	31.90	5.95
21	10.00	11.07	16.90	5.45	52	25.50	26.57	32.40	5.95
22	10.50	11.57	17.40	5.45	53	26.00	27.07	32.90	5.95
23	11.00	12.07	17.90	5.45	54	26.50	27.57	33.40	5.95
24	11.50	12.57	18.40	5.45	55	27.00	28.07	33.90	5.95
25	12.00	13.07	18.90	5.45	56	27.50	28.57	34.40	5.95
26	12.50	13.57	19.40	5.45	57	28.00	29.07	34.90	5.95
27	13.00	14.07	19.90	5.45	58	28.50	29.57	35.40	5.95
28	13.50	14.57	20.40	5.45	59	29.00	30.07	35.90	5.95
29	14.00	15.07	20.90	5.45	60	29.50	30.57	36.40	5.95
30	14.50	15.57	21.40	5.95	61	30.00	31.07	36.90	5.95
31	15.00	16.07	21.90	5.95	62	30.50	31.57	37.40	5.95
32	15.50	16.57	22.40	5.95	63	31.00	32.07	37.90	5.95
33	16.00	17.07	22.90	5.95	64	31.50	32.57	38.40	5.95
34	16.50	17.57	23.40	5.95					

DR.BY.: Samson	GENERAL TOLERANCE:		PART NO : F0501H-XXS-02-TX	
CHKD.: Tony	LINEAR	ANGLES	DWG. NO.:	
APPD.: Billy	x.: ±0.30	x': ±5.0°	TITLE : 0.50mm Pitch FPC	
	x.x: ±0.20	x.x': ±3.0°	W/ZIF Horizontal SMT Type	
	x.xx: ±0.15	x.xx': ±2.0°	DATE: 30-May-2013	
	x.xxx: ±0.10	x.xxx': ±1.0°		

**HJBRIGHT** 東莞市華晶電子有限公司  
 BRIGHT-E ELECTRONIC TECHNOLOGY LIMITED

SHEET: 1/1  
 SCALE: 1:1  
 UNIT: mm



A4

1X	ORIGINAL	Samson	
REV.	DESCRIPTION	DR.BY	ECN. NO.